





## Designed for your safety

You can rely on Keencut's industry-leading reputation for safety and quality, even when buying the simplest tool.

Our lightweight Safety Straight Edge is precision engineered for use in marking, drawing, pen-lining, scoring or cutting.




## Protecting you

With a full-length curved finger guard, the Keencut Safety Straight Edge protects operators, whatever their level of experience.



## Protecting your work

Two full-length grip cords steady the Safety Straight Edge without damaging sensitive surfaces.




## For all sizes

Nine convenient sizes, ranging from 45cm (18") to 180cm (72"), can be ordered with either imperial (inch) or metric (cm) scales. If you require longer than 180cm (72"), you will need more rigidity and will need to purchase the [Simplex](#).

## Built to last

The Safety Straight Edge combines high-grade materials and superb engineering to offer years of reliable service. An embedded steel edge prevents wear to both the edge of the ruler and cutting tools.





	MS45	MS60	MS75	MS90	MS105	MS120	MS135	MS150	MS180
Cut Length cm	45	60	75	90	105	120	135	150	180
Packed Weight KG (lbs)	0.7 (1.54)	0.9 (1.98)	1.0 (2.2)	1.2 (2.65)	1.5 (3.31)	1.6 (3.53)	1.9 (4.19)	2.0 (4.41)	2.4 (5.29)
	IS18	IS24	IS30	IS36	IS42	IS48	IS54	IS60	IS72
Cut Length inches	18	24	30	36	42	48	54	60	72
Packed Weight KG (lbs)	0.7 (1.54)	0.9 (1.98)	1.0 (2.2)	1.2 (2.65)	1.5 (3.31)	1.6 (3.53)	1.9 (4.19)	2.0 (4.41)	2.4 (5.29)

